



Department of Punjabi University of Delhi

Students' Experience Survey
Internal Quality Assurance Cell (IQAC)

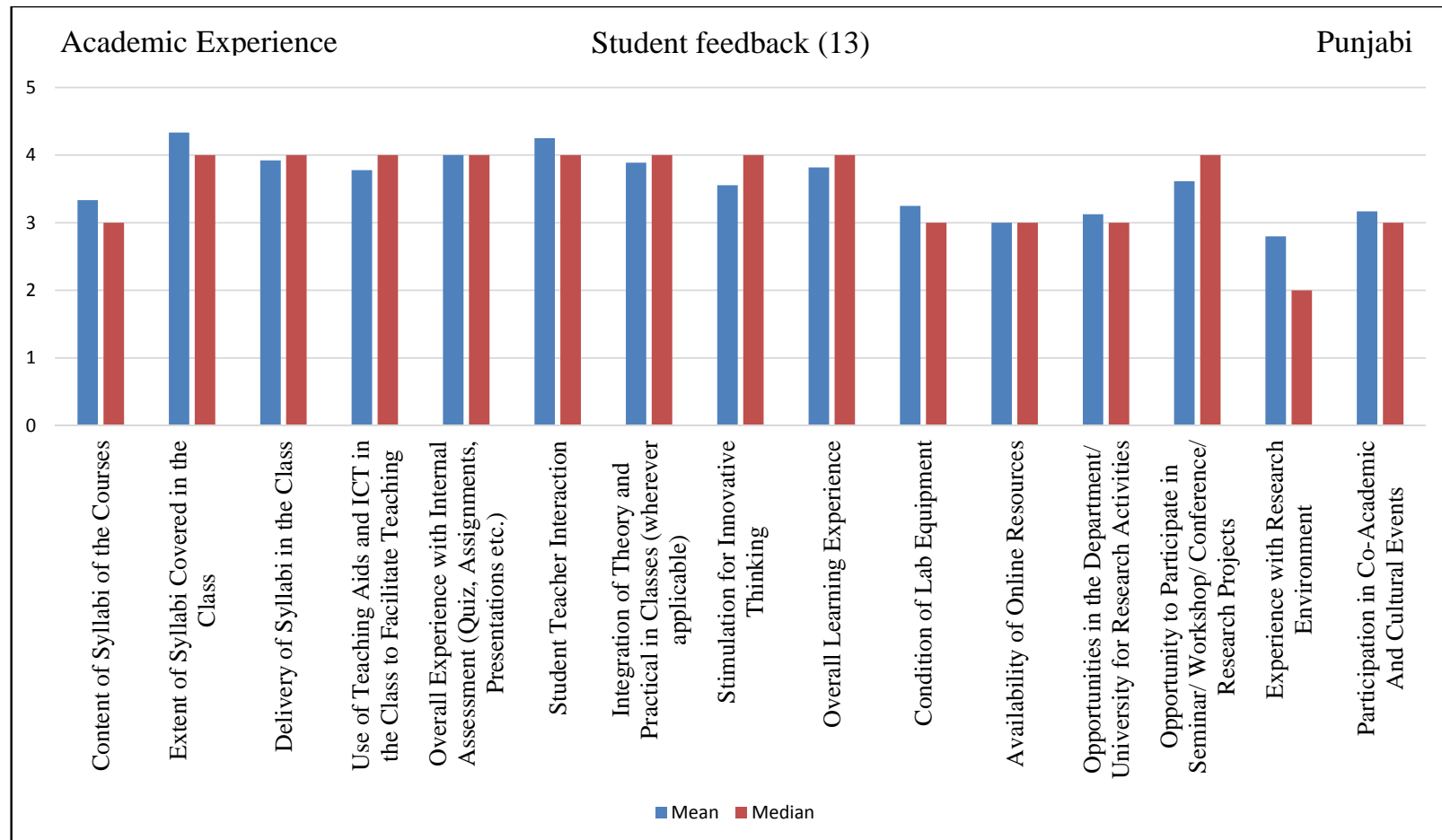
May-June 2016

Table of Contents

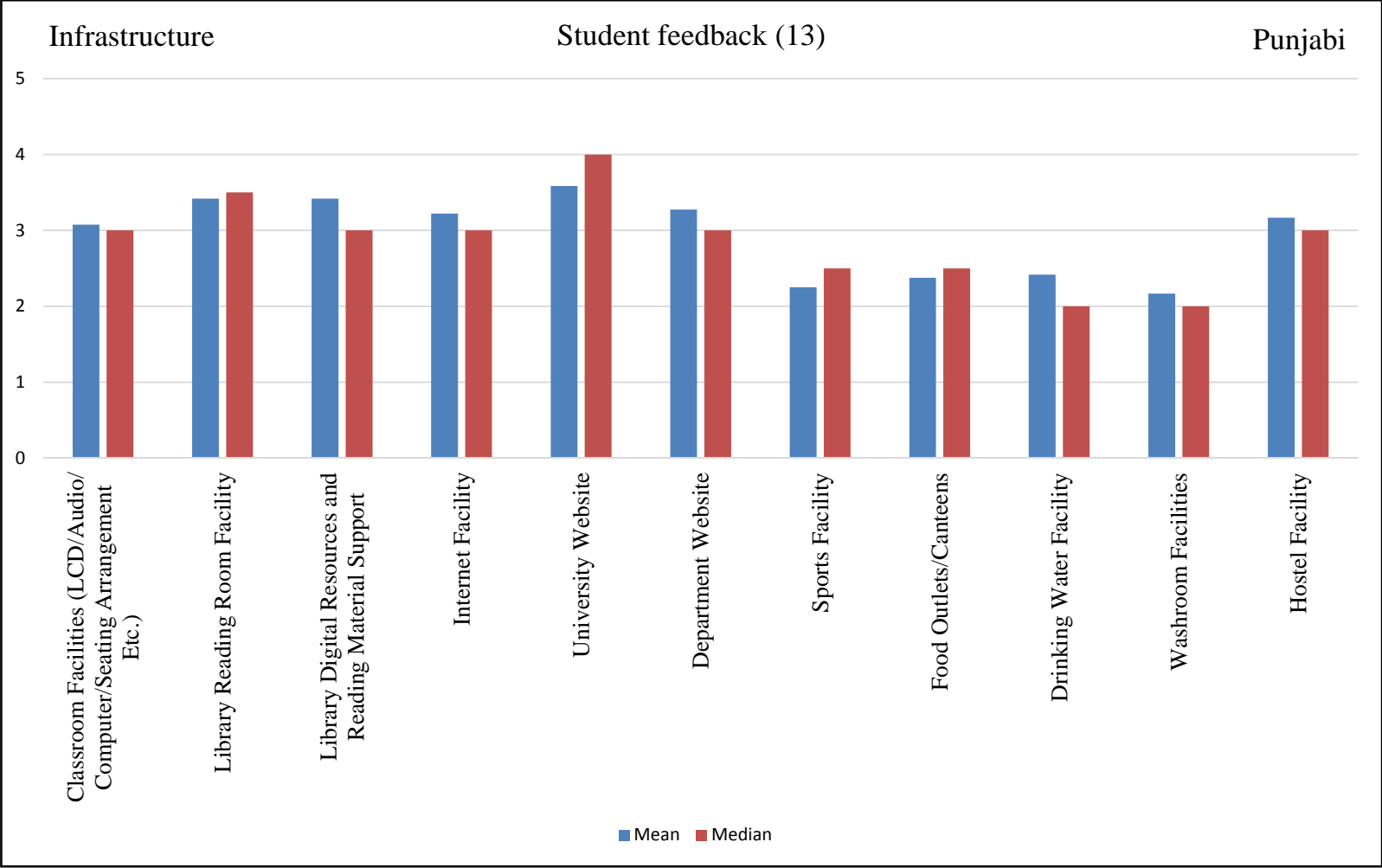
1.	Student Feedback: Bar Charts	
	<i>Academic Experience</i>	1
	<i>Infrastructure</i>	2
	<i>Support System</i>	3
	<i>Skills/Competencies Developed During Course of Study</i>	4
2.	Student Feedback (Arranged by Attendance): Bar Charts	
	<i>Academic Experience</i>	5
	<i>Infrastructure</i>	8
	<i>Support System</i>	11
	<i>Skills/Competencies Developed During Course of Study</i>	14
2.	Student Feedback: Pie Chart	
	<i>“Would you recommend this university to others?”</i>	17
3.	Table 1: Mean, Median, SD, Minimum, Maximum Value for Each Question	18
4.	Table 2: Frequency Distribution in Levels	21
5.	Table 3: Frequency Distribution in Percentage	24

Student Feedback

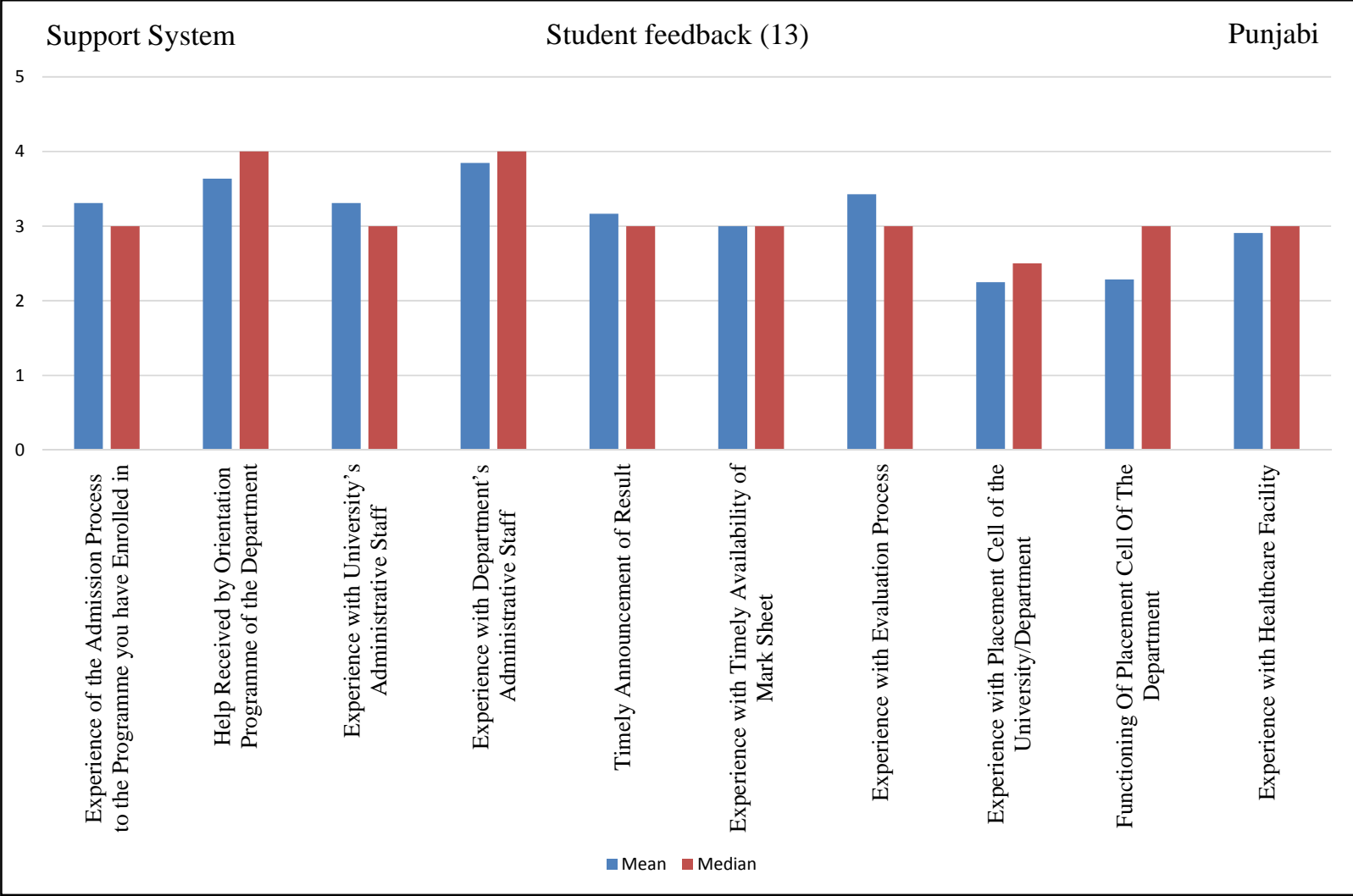
Academic Experience



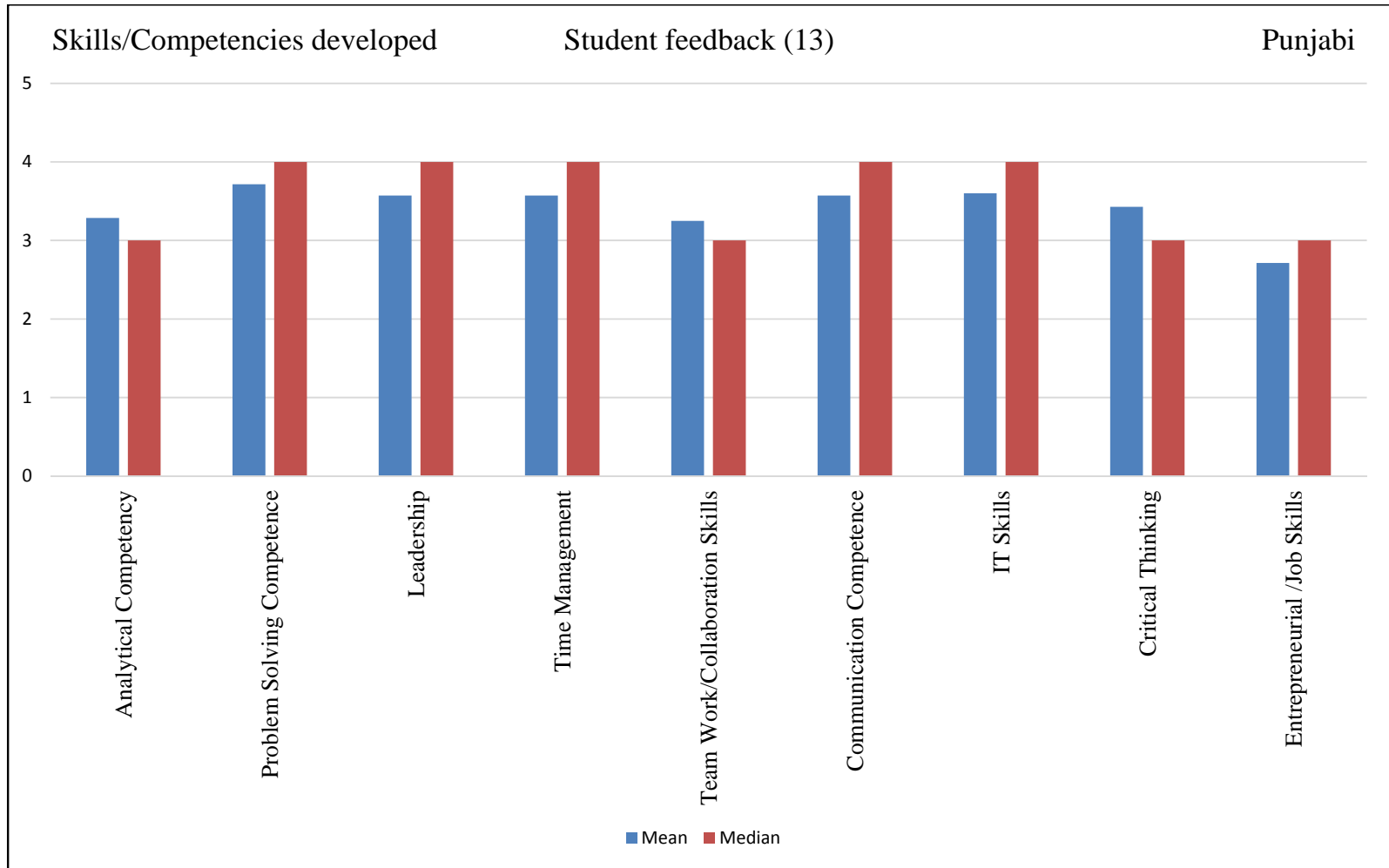
Infrastructure



Support System

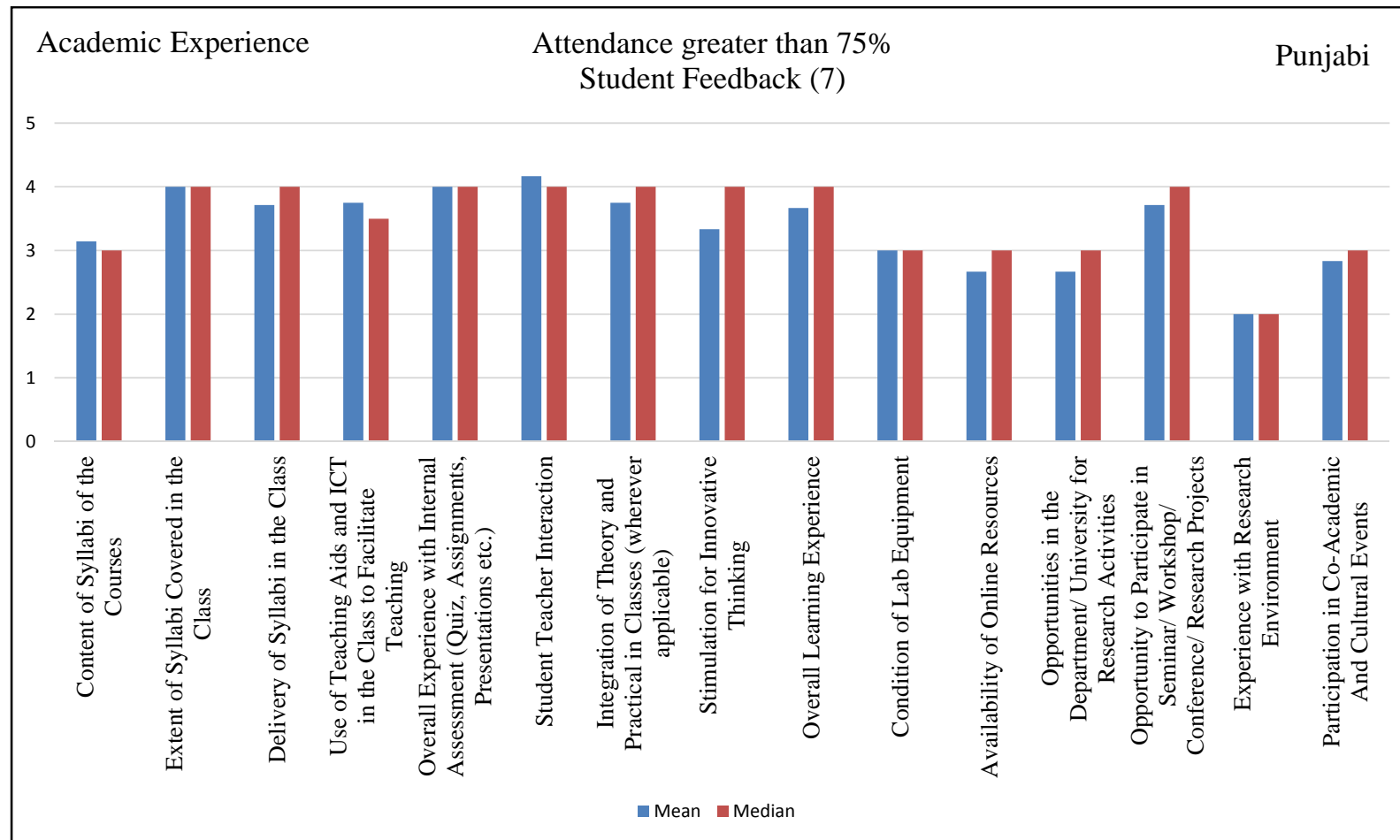


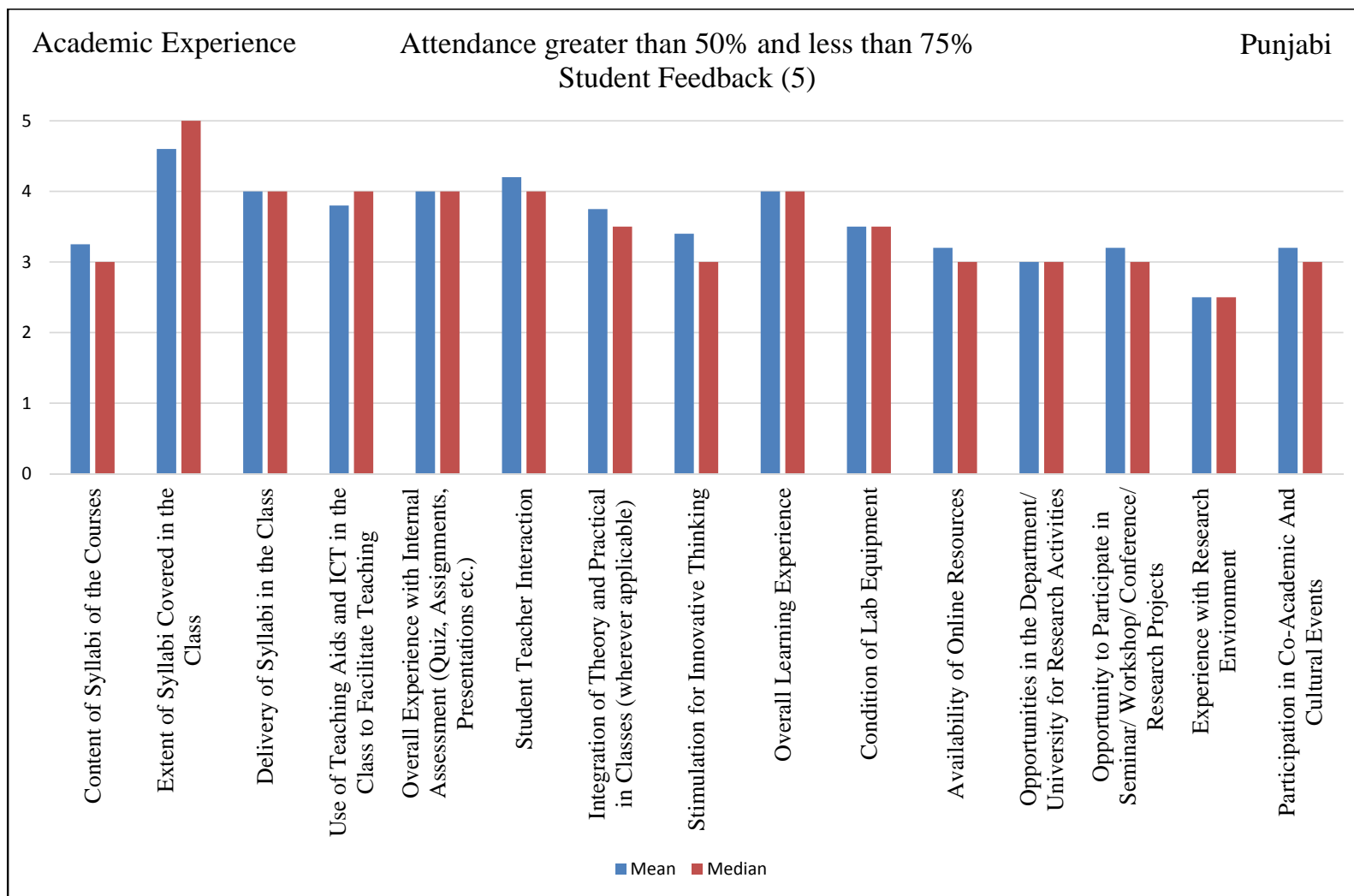
Skills/Competencies Developed During Course of Study

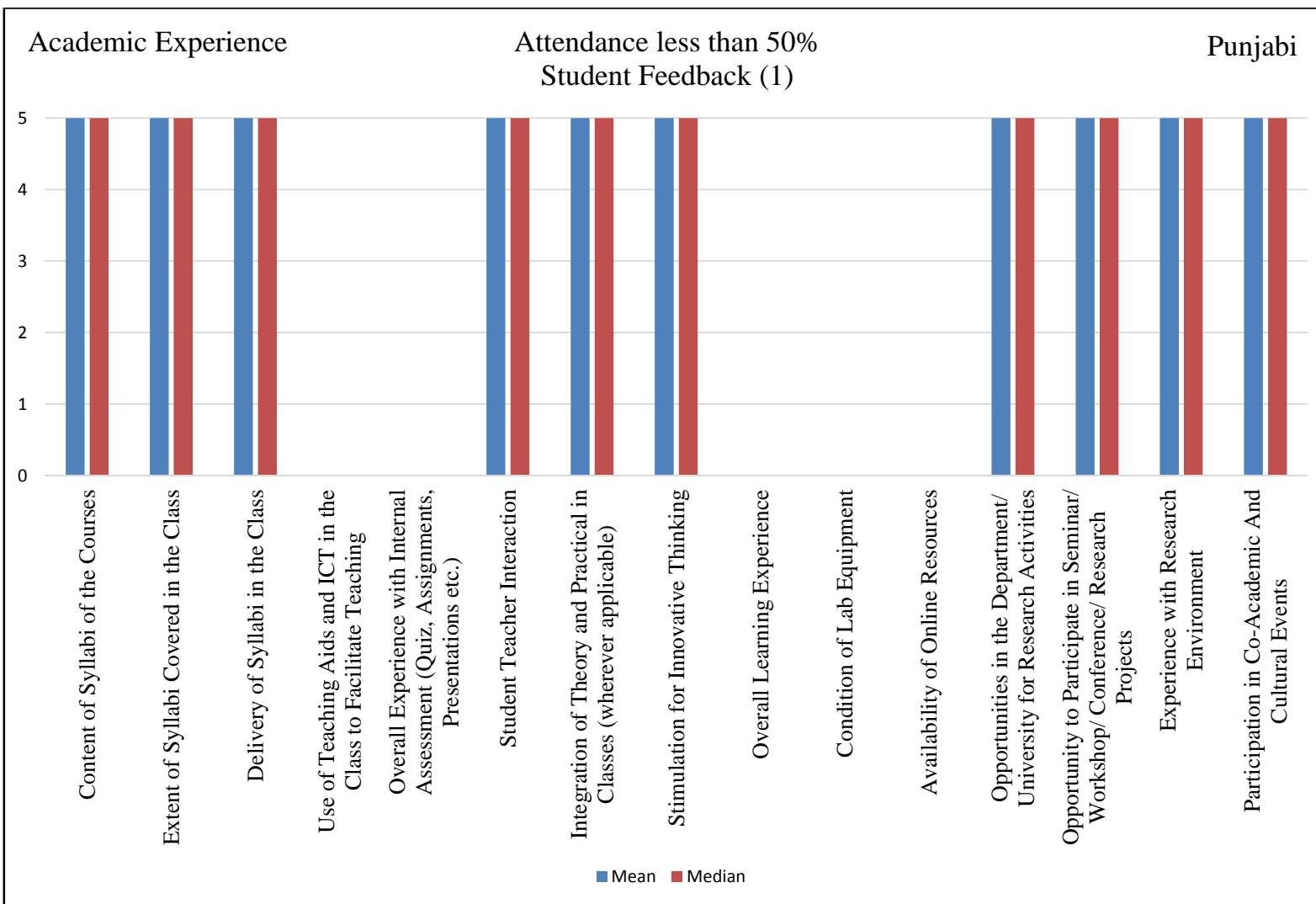


Student Feedback as per Attendance

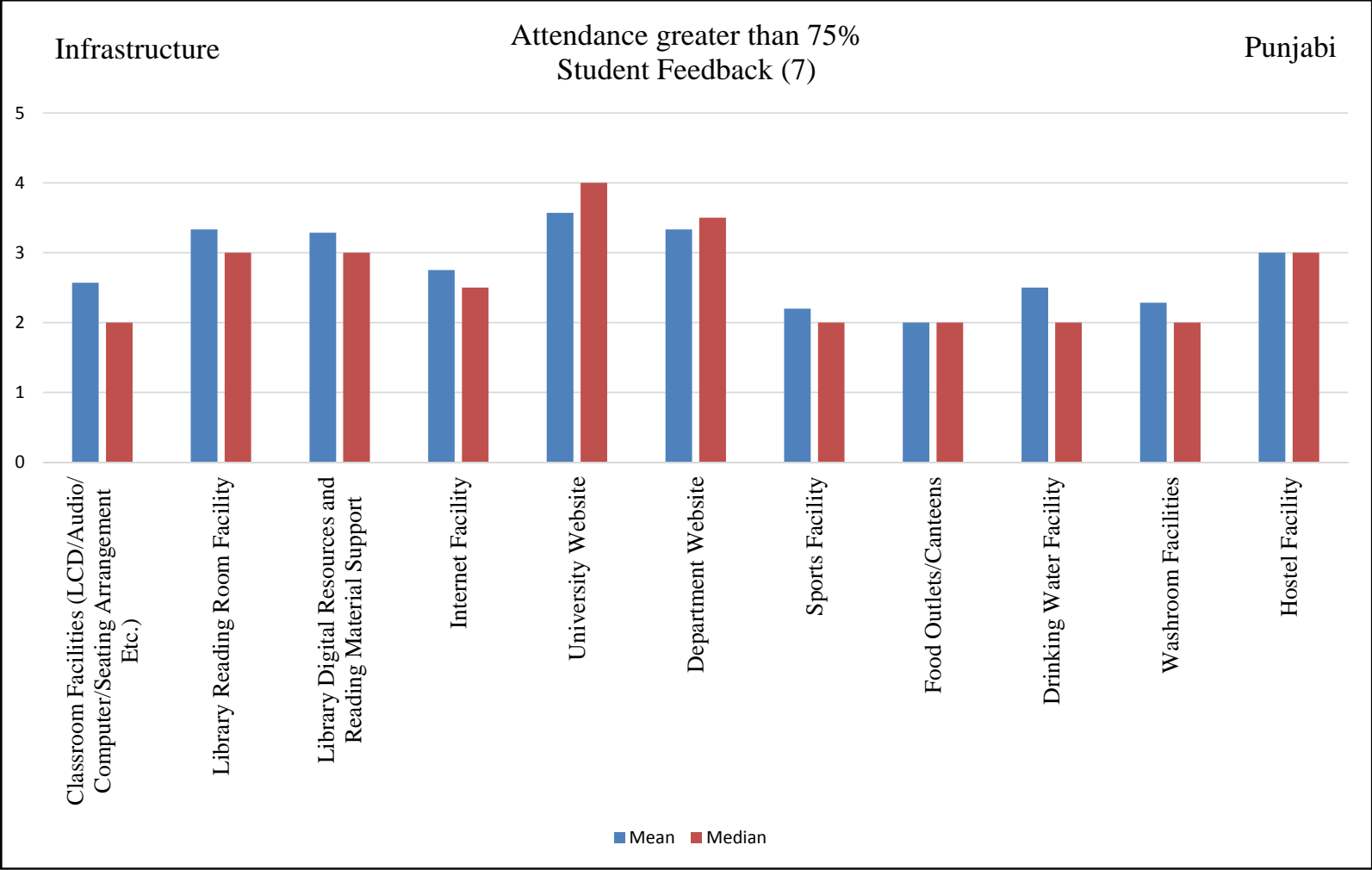
Academic Experience

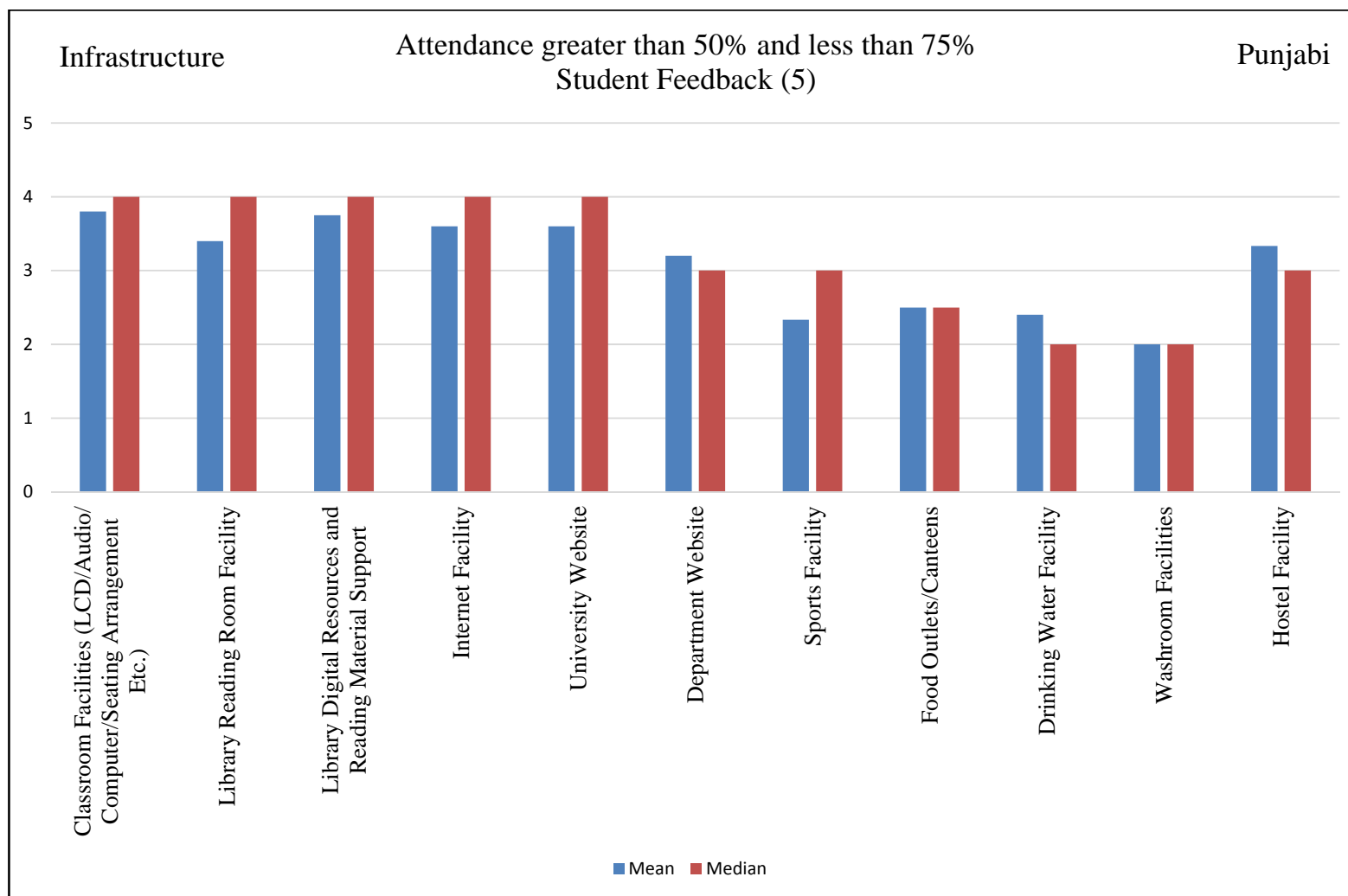


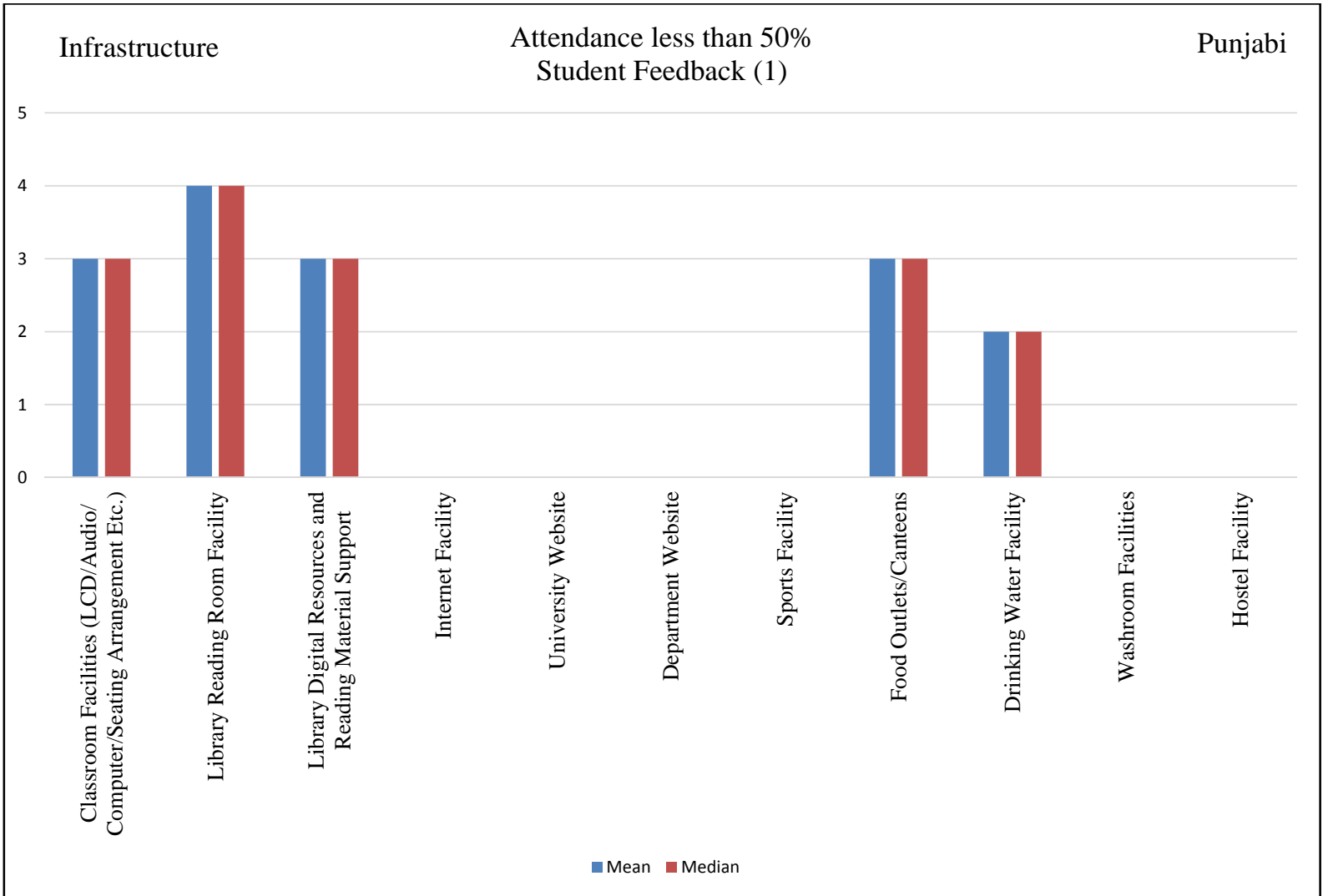




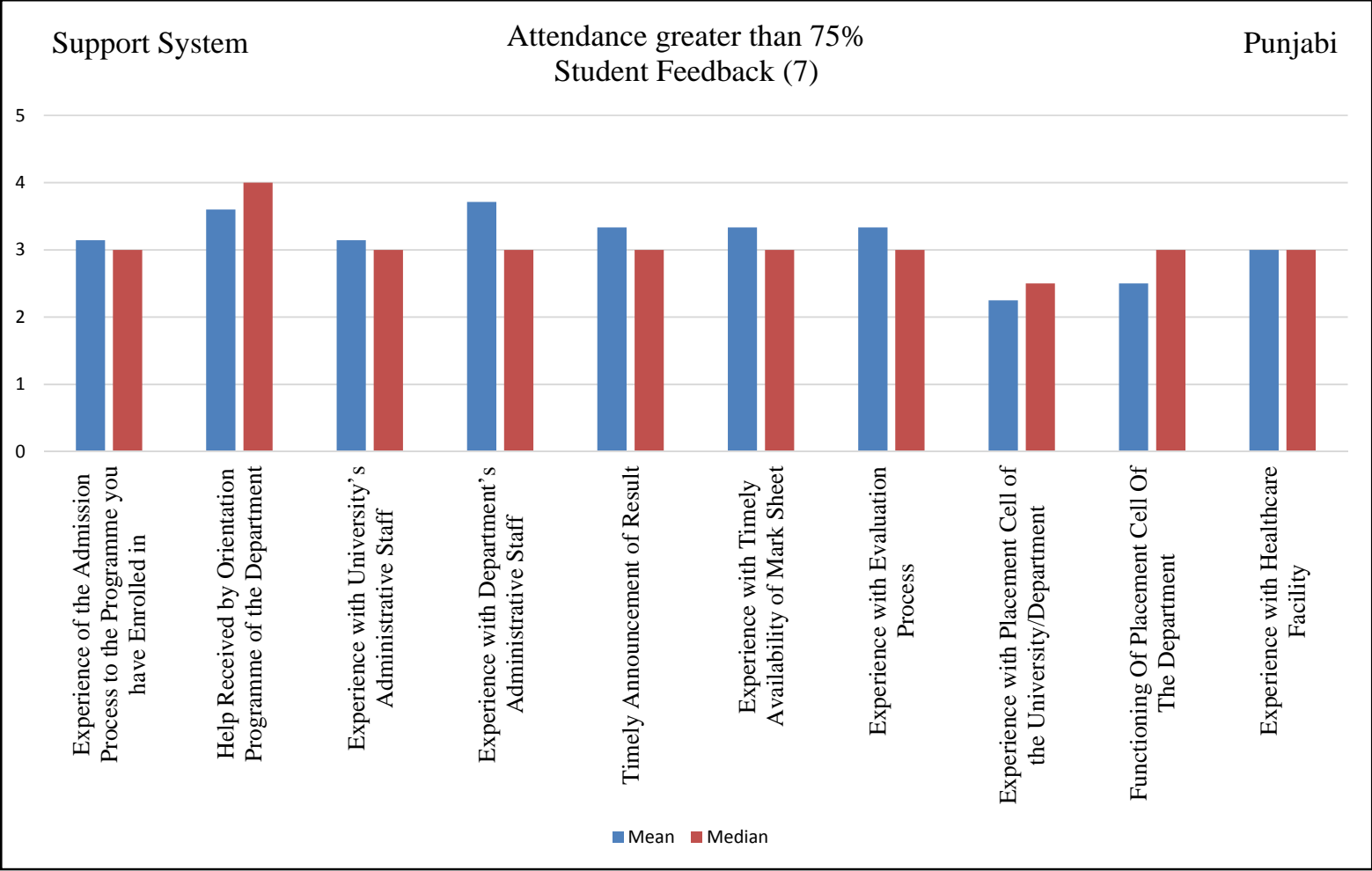
Infrastructure

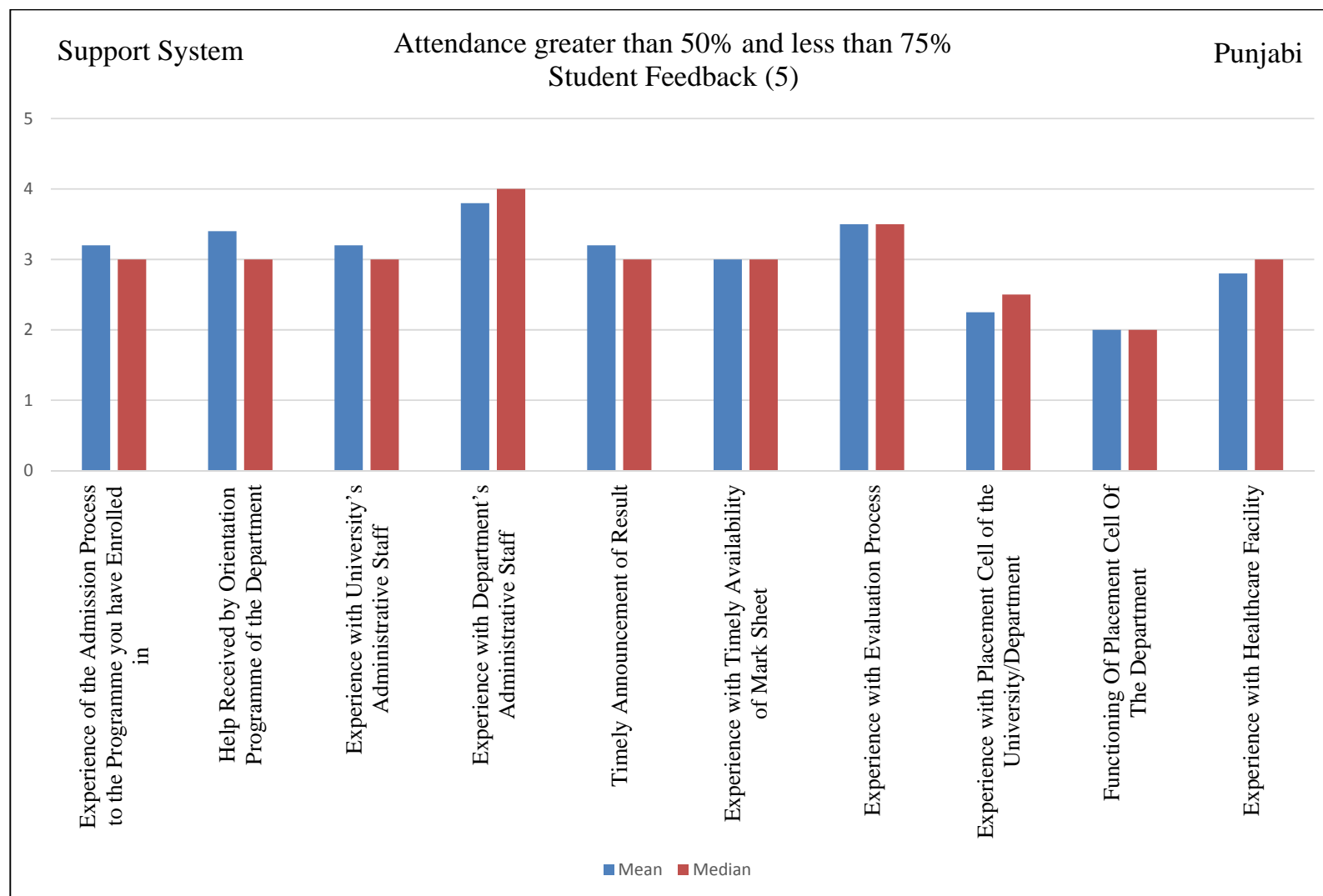


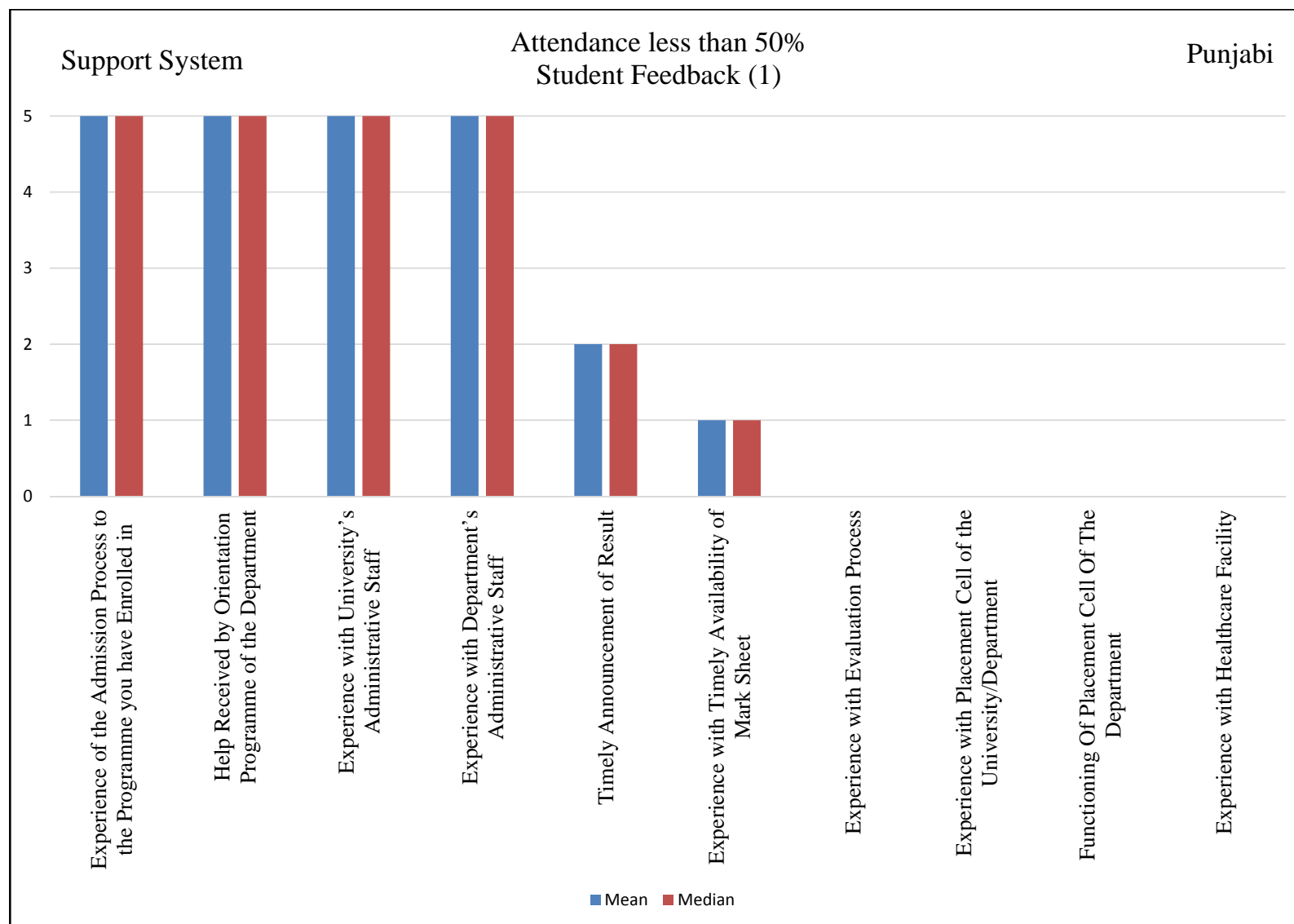




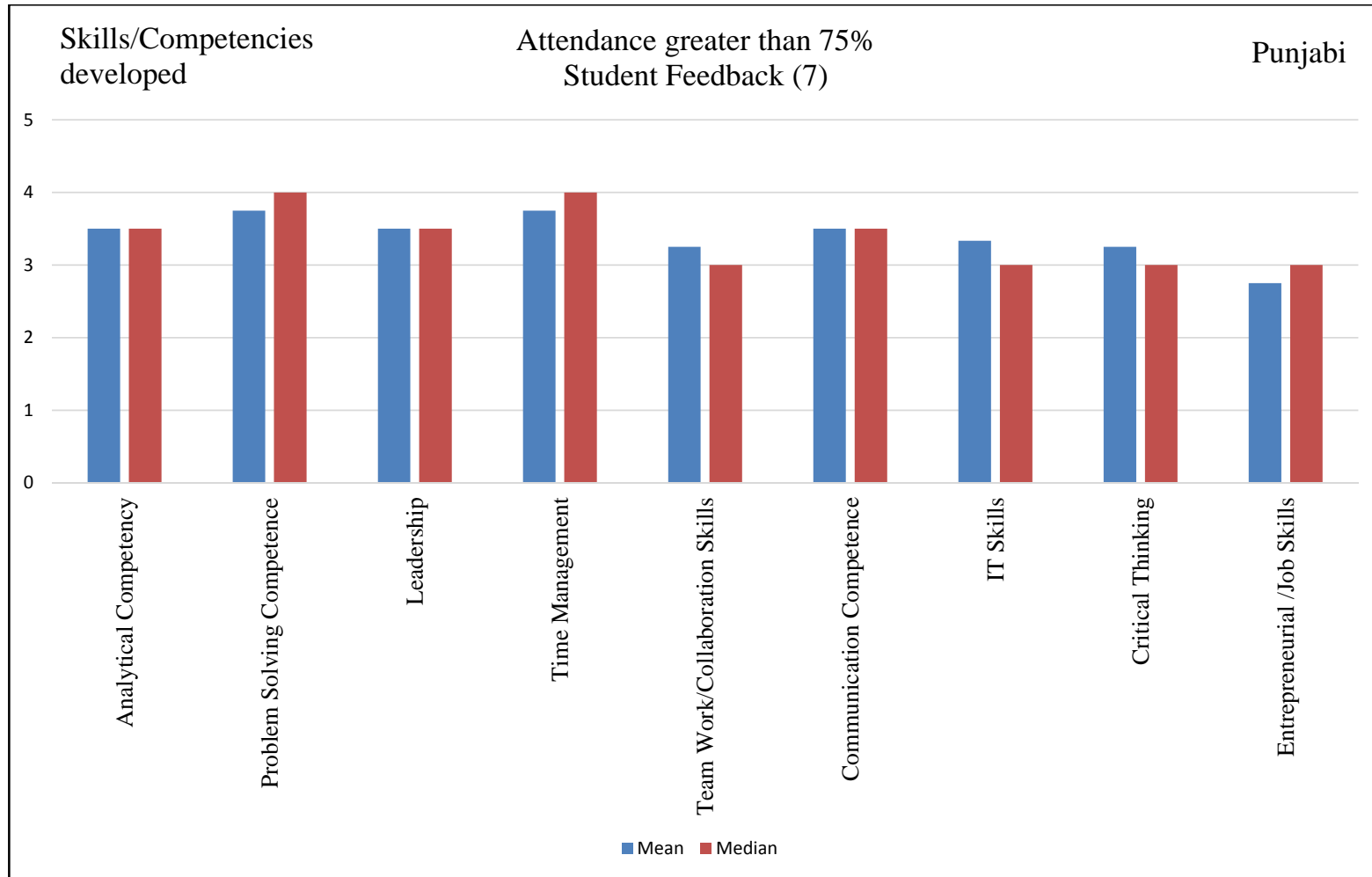
Support System

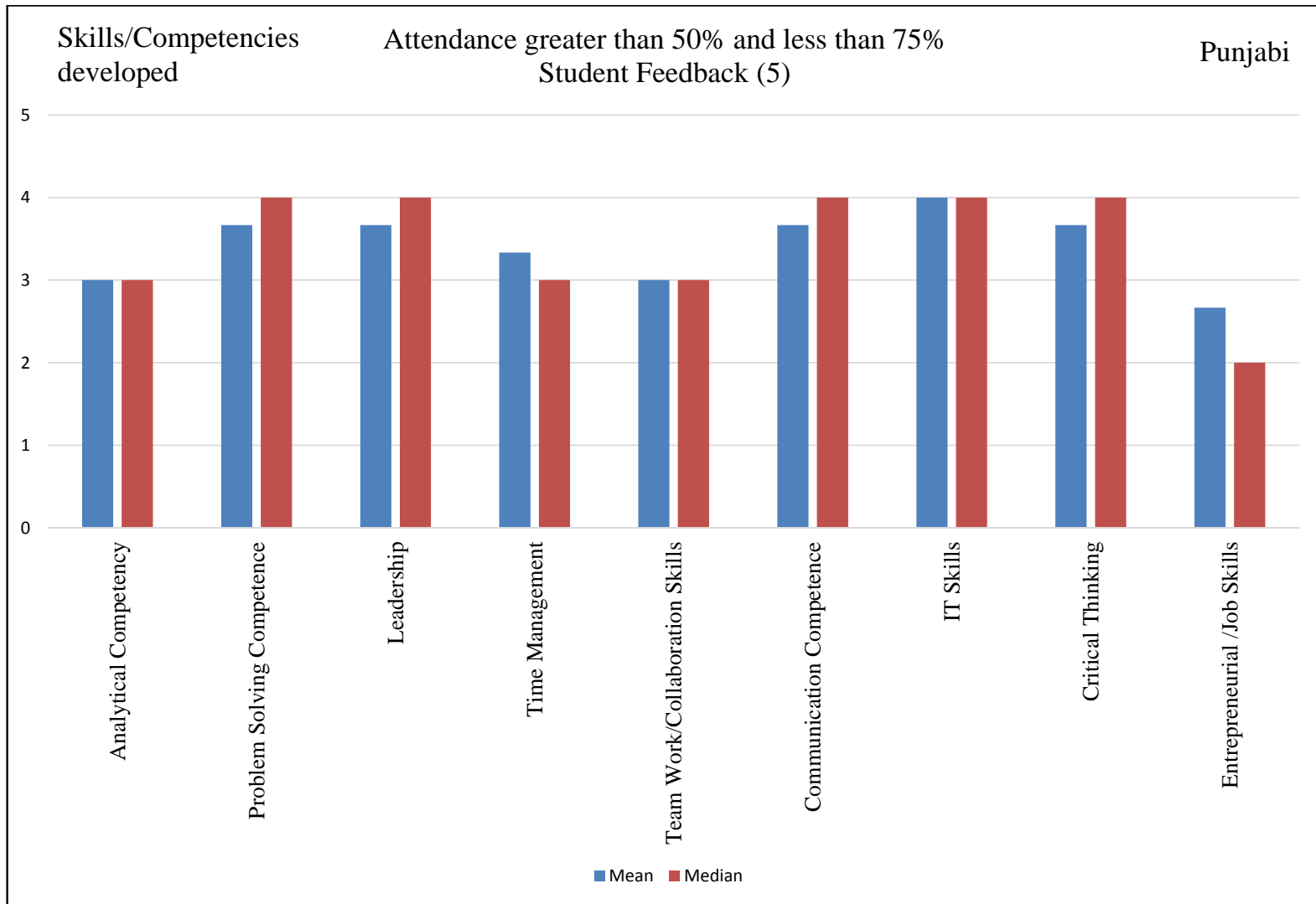


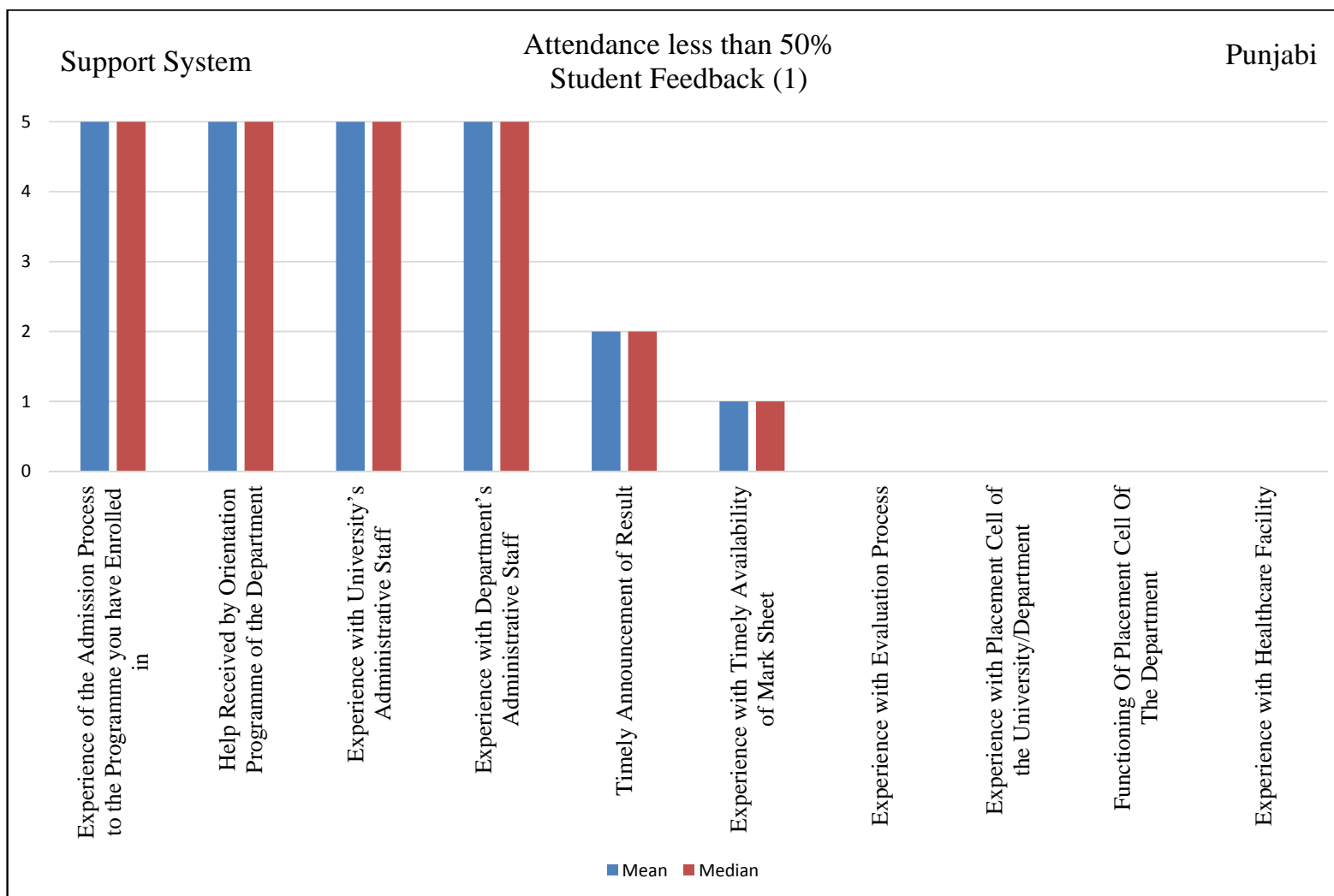




Skills/Competencies Developed during Course of Study







Student Feedback on “Would you recommend this university to others?”

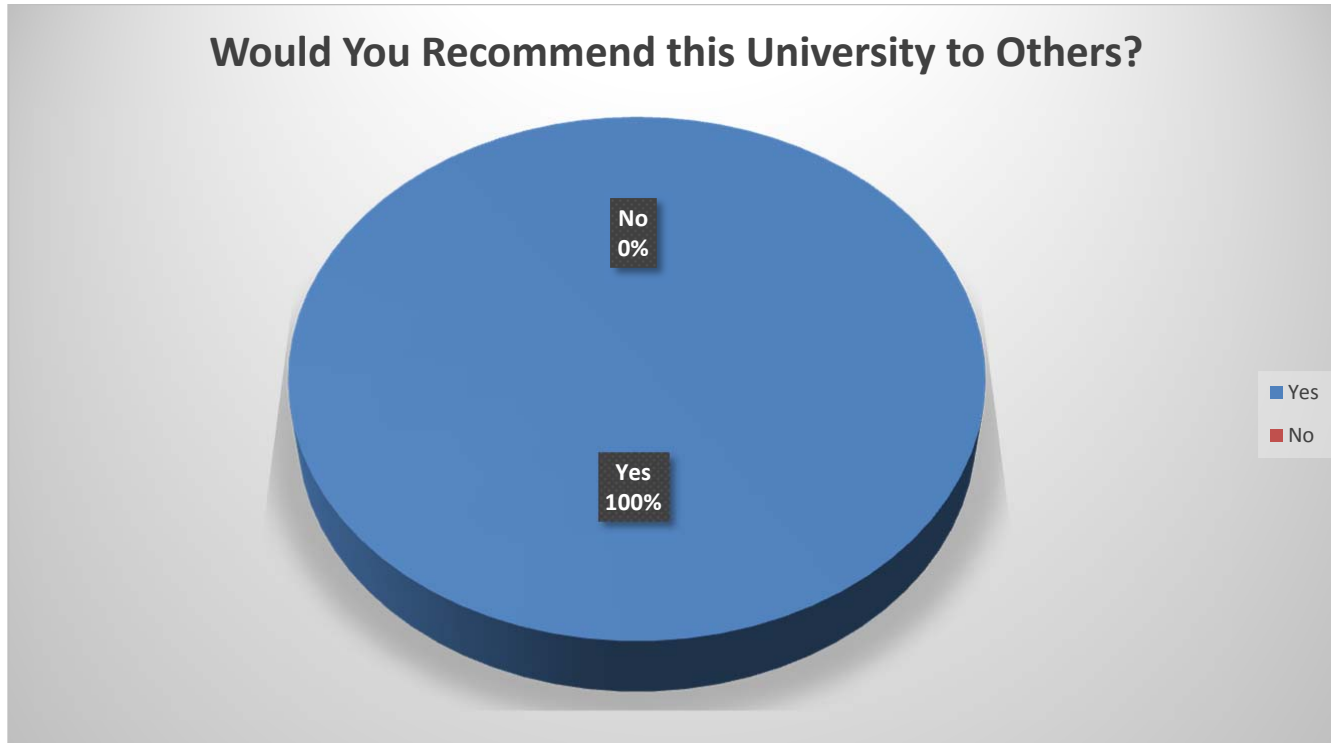


TABLE 1: Mean, Median, Standard Deviation, Minimum, Maximum Value for Each Question (N=13)

S.No	Category	Mean	Median	Standard Deviation	Minimum	Maximum
A.	Academic					
1	Content of Syllabi of the Courses	3.33	3	0.62	3	5
2	Extent of Syllabi Covered in the Class	4.33	4	0.62	3	5
3	Delivery of Syllabi in the Class	3.92	4	0.83	3	5
4	Use of Teaching Aids and ICT in the Class to Facilitate Teaching	3.78	4	0.79	3	5
5	Overall Experience with Internal Assessment (Quiz, Assignments, Presentations etc.)	4.00	4	0.71	3	5
6	Student Teacher Interaction	4.25	4	0.72	3	5
7	Integration of Theory and Practical in Classes (wherever applicable)	3.89	4	0.74	3	5
8	Stimulation for Innovative Thinking	3.56	4	0.83	2	5
9	Overall Learning Experience	3.82	4	0.72	2	5
10	Condition of Lab Equipment	3.25	3	0.43	3	4
11	Availability of Online Resources	3.00	3	0.50	2	4
12	Opportunities in the Department/ University for Research Activities	3.13	3	0.93	2	5
13	Opportunity to Participate in Seminar/ Workshop/ Conference/ Research Projects	3.62	4	1.00	2	5
14	Experience with Research Environment	2.80	2	1.17	2	5
15	Participation in Co-Academic And Cultural Events	3.17	3	0.90	2	5
	Overall	3.59				
B.	Infrastructure					
16	Classroom Facilities (LCD/Audio/ Computer/Seating Arrangement Etc.)	3.08	3	1.07	2	5
17	Library Reading Room Facility	3.42	4	0.64	2	4
18	Library Digital Resources and Reading Material Support	3.42	3	0.49	3	4
19	Internet Facility	3.22	3	1.03	2	5
20	University Website	3.58	4	0.76	2	5
21	Department Website	3.27	3	0.96	2	5

S.No	Category	Mean	Median	Standard Deviation	Minimum	Maximum
22	Sports Facility	2.25	3	1.09	1	4
23	Food Outlets/Canteens	2.38	3	0.99	1	4
24	Drinking Water Facility	2.42	2	0.86	1	4
25	Washroom Facilities	2.17	2	0.80	1	4
26	Hostel Facility	3.17	3	1.07	2	5
	Overall	2.94				
C.	Support System					
27	Experience of the Admission Process to the Programme you have Enrolled in	3.31	3	0.72	2	5
28	Help Received by Orientation Programme of the Department	3.64	4	0.64	3	5
29	Experience with University's Administrative Staff	3.31	3	0.61	3	5
30	Experience with Department's Administrative Staff	3.85	4	0.86	3	5
31	Timely Announcement of Result	3.17	3	0.69	2	4
32	Experience with Timely Availability of Mark Sheet	3.00	3	0.71	1	4
33	Experience with Evaluation Process	3.43	3	0.49	3	4
34	Experience with Placement Cell of the University/Department	2.25	3	0.83	1	3
35	Functioning Of Placement Cell Of The Department	2.29	3	0.88	1	3
36	Experience with Healthcare Facility	2.91	3	1.00	1	4
	Overall	3.12				
D.	Skills/Competencies Developed During Course of Study					
37	Analytical Competency	3.29	3	0.45	3	4
38	Problem Solving Competence	3.71	4	0.45	3	4
39	Leadership	3.57	4	0.49	3	4
40	Time Management	3.57	4	0.49	3	4
41	Team Work/Collaboration Skills	3.25	3	0.43	3	4
42	Communication Competence	3.57	4	0.49	3	4
43	IT Skills	3.60	4	0.49	3	4

S.No	Category	Mean	Median	Standard Deviation	Minimum	Maximum
44	Critical Thinking	3.43	3	0.49	3	4
45	Entrepreneurial /Job Skills	2.71	3	0.70	2	4
	Overall	3.41				
E.	Overall University Experience					
46	Your Overall Academic Experience	4.00	4	0.71	3	5

TABLE 2: Frequency Distribution in Levels (N=13)

S.No	Category	Below Average	Average	Good	Very Good	Excellent	Don't Know	Not Applicable
A.	Academic							
1	Content of Syllabi of the Courses	0	0	10	2	1	0	0
2	Extent of Syllabi Covered in the Class	0	0	1	6	5	0	0
3	Delivery of Syllabi in the Class	0	0	5	4	4	0	0
4	Use of Teaching Aids and ICT in the Class to Facilitate Teaching	0	0	4	3	2	0	0
5	Overall Experience with Internal Assessment (Quiz, Assignments, Presentations etc.)	0	0	3	6	3	0	0
6	Student Teacher Interaction	0	0	2	5	5	0	0
7	Integration of Theory and Practical in Classes (wherever applicable)	0	0	3	4	2	0	0
8	Stimulation for Innovative Thinking	0	1	3	4	1	0	0
9	Overall Learning Experience	0	1	1	8	1	0	0
10	Condition of Lab Equipment	0	0	3	1	0	0	2
11	Availability of Online Resources	0	1	6	1	0	0	1
12	Opportunities in the Department/ University for Research Activities	0	2	4	1	1	0	0
13	Opportunity to Participate in Seminar/ Workshop/ Conference/ Research Projects	0	2	4	4	3	0	0
14	Experience with Research Environment	0	3	1	0	1	0	0
15	Participation in Co-Academic And Cultural Events	0	3	5	3	1	0	0
B.	Infrastructure							
16	Classroom Facilities (LCD/Audio/ Computer/Seating Arrangement Etc.)	0	5	4	2	2	0	0
17	Library Reading Room Facility	0	1	5	6	0	0	0
18	Library Digital Resources and Reading Material Support	0	0	7	5	0	0	0

S.No	Category	Below Average	Average	Good	Very Good	Excellent	Don't Know	Not Applicable
19	Internet Facility	0	3	2	3	1	1	2
20	University Website	0	1	4	6	1	1	0
21	Department Website	0	3	3	4	1	0	1
22	Sports Facility	3	1	3	1	0	1	3
23	Food Outlets/Canteens	2	2	3	1	0	0	3
24	Drinking Water Facility	1	7	2	2	0	0	0
25	Washroom Facilities	2	7	2	1	0	0	0
26	Hostel Facility	0	2	2	1	1	1	3
C.	Support System							
27	Experience of the Admission Process to the Programme you have Enrolled in	0	1	8	3	1	0	0
28	Help Received by Orientation Programme of the Department	0	0	5	5	1	0	0
29	Experience with University's Administrative Staff	0	0	10	2	1	0	0
30	Experience with Department's Administrative Staff	0	0	6	3	4	0	0
31	Timely Announcement of Result	0	2	6	4	0	0	0
32	Experience with Timely Availability of Mark Sheet	1	0	9	2	0	0	0
33	Experience with Evaluation Process	0	0	4	3	0	1	2
34	Experience with Placement Cell of the University/Department	2	2	4	0	0	1	0
35	Functioning Of Placement Cell Of The Department	2	1	4	0	0	1	0
36	Experience with Healthcare Facility	2	0	6	3	0	1	0
D.	Skills/Competencies Developed During Course of Study							
37	Analytical Competency	0	0	5	2	0	1	0
38	Problem Solving Competence	0	0	2	5	0	1	0
39	Leadership	0	0	3	4	0	1	0
40	Time Management	0	0	3	4	0	1	0
41	Team Work/Collaboration Skills	0	0	6	2	0	0	0
42	Communication Competence	0	0	3	4	0	0	0

S.No	Category	Below Average	Average	Good	Very Good	Excellent	Don't Know	Not Applicable
43	IT Skills	0	0	2	3	0	0	0
44	Critical Thinking	0	0	4	3	0	1	0
45	Entrepreneurial /Job Skills	0	3	3	1	0	1	0
E.	Overall University Experience							
46	Your Overall Academic Experience	0	0	3	6	3	0	0

TABLE 3: Frequency Distribution in Percentage (N=13)

S.No	Category	Below Average	Average	Good	Very Good	Excellent	Don't Know	Not Applicable
A.	Academic							
1	Content of Syllabi of the Courses	0	0	76.92	15.38	7.69	0	0
2	Extent of Syllabi Covered in the Class	0	0	8.33	50	41.67	0	0
3	Delivery of Syllabi in the Class	0	0	38.46	30.77	30.77	0	0
4	Use of Teaching Aids and ICT in the Class to Facilitate Teaching	0	0	44.44	33.33	22.22	0	0
5	Overall Experience with Internal Assessment (Quiz, Assignments, Presentations etc.)	0	0	25	50	25	0	0
6	Student Teacher Interaction	0	0	16.67	41.67	41.67	0	0
7	Integration of Theory and Practical in Classes (wherever applicable)	0	0	33.33	44.44	22.22	0	0
8	Stimulation for Innovative Thinking	0	11.11	33.33	44.44	11.11	0	0
9	Overall Learning Experience	0	9.09	9.09	72.73	9.09	0	0
10	Condition of Lab Equipment	0	0	50	16.67	0	0	33.33
11	Availability of Online Resources	0	11.11	66.67	11.11	0	0	11.11
12	Opportunities in the Department/ University for Research Activities	0	25	50	12.5	12.5	0	0
13	Opportunity to Participate in Seminar/ Workshop/ Conference/ Research Projects	0	15.38	30.77	30.77	23.08	0	0
14	Experience with Research Environment	0	60	20	0	20	0	0
15	Participation in Co-Academic And Cultural Events	0	25	41.67	25	8.33	0	0
B.	Infrastructure							
16	Classroom Facilities (LCD/Audio/ Computer/Seating Arrangement Etc.)	0	38.46	30.77	15.38	15.38	0	0
17	Library Reading Room Facility	0	8.33	41.67	50	0	0	0
18	Library Digital Resources and Reading Material Support	0	0	58.33	41.67	0	0	0
19	Internet Facility	0	25	16.67	25	8.33	8.33	16.67

S.No	Category	Below Average	Average	Good	Very Good	Excellent	Don't Know	Not Applicable
20	University Website	0	7.69	30.77	46.15	7.69	7.69	0
21	Department Website	0	25	25	33.33	8.33	0	8.33
22	Sports Facility	25	8.33	25	8.33	0	8.33	25
23	Food Outlets/Canteens	18.18	18.18	27.27	9.09	0	0	27.27
24	Drinking Water Facility	8.33	58.33	16.67	16.67	0	0	0
25	Washroom Facilities	16.67	58.33	16.67	8.33	0	0	0
26	Hostel Facility	0	20	20	10	10	10	30
C.	Support System							
27	Experience of the Admission Process to the Programme you have Enrolled in	0	7.69	61.54	23.08	7.69	0	0
28	Help Received by Orientation Programme of the Department	0	0	45.45	45.45	9.09	0	0
29	Experience with University's Administrative Staff	0	0	76.92	15.38	7.69	0	0
30	Experience with Department's Administrative Staff	0	0	46.15	23.08	30.77	0	0
31	Timely Announcement of Result	0	16.67	50	33.33	0	0	0
32	Experience with Timely Availability of Mark Sheet	8.33	0	75	16.67	0	0	0
33	Experience with Evaluation Process	0	0	40	30	0	10	20
34	Experience with Placement Cell of the University/Department	22.22	22.22	44.44	0	0	11.11	0
35	Functioning Of Placement Cell Of The Department	25	12.5	50	0	0	12.5	0
36	Experience with Healthcare Facility	16.67	0	50	25	0	8.33	0
D.	Skills/ Competencies Developed During Course of Study							
37	Analytical Competency	0	0	62.5	25	0	12.5	0
38	Problem Solving Competence	0	0	25	62.5	0	12.5	0
39	Leadership	0	0	37.5	50	0	12.5	0
40	Time Management	0	0	37.5	50	0	12.5	0
41	Team Work/Collaboration Skills	0	0	75	25	0	0	0
42	Communication Competence	0	0	42.86	57.14	0	0	0
43	IT Skills	0	0	40	60	0	0	0

S.No	Category	Below Average	Average	Good	Very Good	Excellent	Don't Know	Not Applicable
44	Critical Thinking	0	0	50	37.5	0	12.5	0
45	Entrepreneurial /Job Skills	0	37.5	37.5	12.5	0	12.5	0
E.	Overall University Experience							
46	Your Overall Academic Experience	0	0	25	50	25	0	0